

LOOKBOOK[®]

THE 1 MM

2020-22

PICTURE
PERFECT SPACES



CENTURY LAMINATES[®]

my design. my style.

INTRODUCTION

The seventh edition of the LookBook is here. With better designs, richer colours, deeper textures and an all-new theme. We believe there's an artist in all of us, and with this new LookBook, we are bringing out the artist in you. Use our collection of laminates to turn your interior into a canvas for your imagination. Give every space a picture perfect look and convert every object into a masterpiece. To give you more choices, we have added 70 new designs to this new edition. So go on and let the artist in you take charge to add beauty to your home and turn it into a work of art.

GLOBAL BEST SELLER

This edition also showcases a new category - Global Best Seller. These are the designs that are currently making waves around the world. We have hand-picked them for you so you can give your space an international look and feel. Look for the **GLOBAL BEST SELLER** mark to spot them.

D CenturyLaminate Door Special Designs

These designs are specially crafted for Door applications and are available in 7ft x 3.0ft. & 7ft x 3.25ft sizes. Look for **D** mark to spot them.

COUNTLESS BENEFITS Assured by CenturyLaminates

FOR THE BEAUTY OF YOUR
LAMINATES TO LAST LONG,
REALLY LONG.

Carpenter-friendly



Uniform sanding

Precision and consistency with imported plates



Greenguard certification*

7-year warranty*



Colour fastness

Fire retardant grade 2 conformant



Latest international range

Available all over India



Virokill

...and many more

VIROKILL

Kills 99.99% Viruses

CenturyLaminates with Virokill has highly activated and energized nanoparticles which physically ruptures and kills microbes and thereby keeps surfaces safe and hygienic.



Anti-Viral

99.99% Protection Ensuring a Hygienic & Safe Environment*



Anti-Microbial



Anti-Bacterial



Anti-Fungal



Non-Toxic



Sanitizable



Effective



Long-Lasting



Thermo-Stable

*Standard terms & conditions applicable.






CONTENT

A look at what's inside this year's LookBook

DESIGNER COLLECTION	03
LUCIDA	13
SILK TUFF	27
VENEER COLLECTION	33
COMBINATIONS	43
TEXTURE	77
WOODGRAINS	115
SOLIDS	165
SPECIALITY LAMINATES	169
HD LAMINATES	175
DESIGN INDEX	177
TEXTURE INDEX	179
SPECIFICATIONS	181
OUR PRESENCE	182





SUMMER GRADIENT 3808 AL

DESIGNER COLLECTION



WABI SABI 4826

As outlandish as it gets, the Designer Collection is the best that there can be. Every laminate is crafted to perfection, offers top quality finish and brings along a beautiful spark that can light up any space instantly.



NEW

AUTUMN GRADIENT 3806 AL ▲



NEW

SPRING GRADIENT 3805 AL ▲



FULL SHEET VIEW

AUTUMN GRADIENT 3806 AL ▲




FULL SHEET VIEW

SPRING GRADIENT 3805 AL ▲



FULL SHEET VIEW

WINTER GRADIENT **3807 AL** ▲



FULL SHEET VIEW

SUMMER GRADIENT **3808 AL** ▲



NEW

WINTER GRADIENT **3807 AL** ▲



NEW

SUMMER GRADIENT **3808 AL** ▲





NEW

PATINA SABI 4827



NEW

SATORI SABI 4828



NEW

WABI SABI 4826



RINN COMORIN 94863 ○



CAPE COMORIN 94862 ○





TAN COMORIN 94864 ○



PUNTO MIRO 3871



TOHU MIRO 3872



VERGE OAK 4394



BRINK OAK 4395



NEW

ALMOND PLANK 4511



NEW

WALNUT PLANK 4512



NEW

MONTANA BLOCKWOOD 3672



NEW

HELENA BLOCKWOOD 3673





KIIP TABULO 3874

YONGA TABULO 3873



SILVER PARADOX 4958 ○ ↑

GREY PARADOX 4957 ○ ↑




NEW

VENEZIA 4822




NEW

GRAFFITI 4821



FLORAL ROMANCE 90808 ○



ROMANTIC FLOWER 805





LUCIDA

SCUFF RESISTANT HIGH-GLOSS LAMINATES

High-Gloss laminates that shine more and require less maintenance. Sturdy and stylish, the Lucida range brings mirror-like finish to your space, lasts longer and is highly scuff and abrasion resistant.




OLIVE GREEN 3271 LU




Scuff Resistance



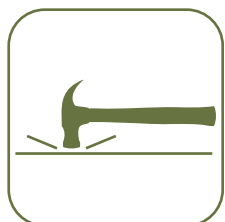
Mar Resistance



Abrasion Resistance



Stain Resistance



Impact Resistance




Heat Resistance



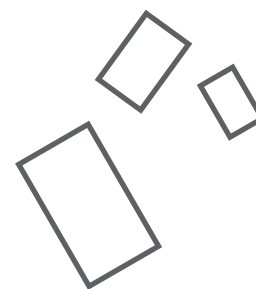
Wide Range



Colour Fastness



LUCIDA



BEST IN CLASS GLOSS WITH HIGHEST SCUFF RESISTANCE


LUCIDA ADVANTAGES



Scuff Resistance
These laminates reduce scuffing during transit at job sites and during installations



Mar Resistance
Lab results show 90% gloss retention after being scrubbed with calibrase as per procedure



Abrasion Resistance
Better abrasion resistance than normal high-gloss laminates



Stain Resistance
These laminates are resistant to stain and show better results as compared to other high-gloss laminates



Impact Resistance
A special top layer along with the build gives better impact resistance, thereby protecting the surface from falling objects. These laminates are 100% safe to use in kitchens as it is non-toxic and non-porous



Heat Resistance
Our laminates can withstand a temperature of 180°C as per BIS norms, making them ideal for use in kitchens



Wide Range
These laminates are available in a variety of solid colours and wood grains to choose from




Colour Fastness
Our laminates are resistant to Xenon arc light which makes their colour last longer

LUCIDA APPLICATIONS

Lucida can be used in the Kitchen, Reception, Conference Room, Restaurant, Retail Showroom, Kid's Room, Dining Room, Living Room, Bar Counter, etc.


For every beautiful Lucida Laminate, there is a matching Edgeband available from REHAU.

VINTAGE BURGUNDY 181 LU ▲



MATCHING REHAU EDGE BAND – BURGANDY 75619*

OFF WHITE 108 LU ▲



MATCHING REHAU EDGE BAND – WHITE 110158*

BLOOD RED 194 LU ▲




MATCHING REHAU EDGE BAND – BLOOD RED 75717*



STAIN RESISTANCE
KITCHEN
WITH LUCIDA



PURPLE 267 LU ▲



MATCHING REHAU EDGE BAND – BERRY BUNCH 110144*

NAVY BLUE 249 LU ▲



MATCHING REHAU EDGE BAND – NAVY BLUE 112040*

TAUPE 158 LU ▲




MATCHING REHAU EDGE BAND – PEANUT 110163*

*All REHAU Edgeband available in 3 finishes - Super High Gloss, High Gloss+ & Matte



BLACK 293 LU ▲



MATCHING REHAU EDGE BAND –
BLACK 75712*

SILVER GREY 225 LU ▲



MATCHING REHAU EDGE BAND –
SILVER GREY 75703*

DAWN BLUE 259 LU ▲



MATCHING REHAU EDGE BAND –
DAWN BLUE 112037*

LIGHT ORANGE 212 LU ▲



MATCHING REHAU EDGE BAND –
LIGHT ORANGE 75608*

GLAZE YELLOW 208 LU ▲



MATCHING REHAU EDGE BAND –
GLAZE YELLOW 112034*

HOT PINK 90155 LU ▲ ○



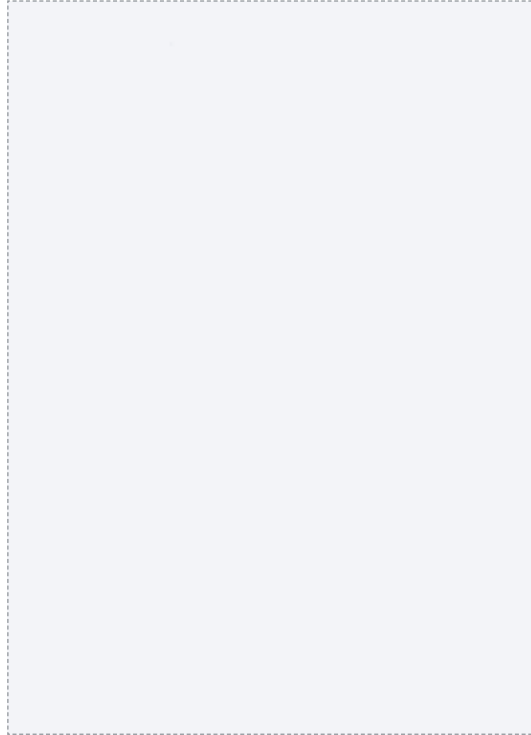
MATCHING REHAU EDGE BAND –
RICH PINK 75600*

PEACH PINK 151 LU ▲



MATCHING REHAU EDGE BAND –
POPPY 75623*

DESIGNER WHITE 109 LU ▲



MATCHING REHAU EDGE BAND –
WHITE 110166*

DUSK PURPLE 159 LU ▲



MATCHING REHAU EDGE BAND –
DUSK PURPLE 112035*

LAVENDER 261 LU ▲



MATCHING REHAU EDGE BAND –
LAVENDER 112038*

LIME GREEN 275 LU ▲



MATCHING REHAU EDGE BAND –
LIME GREEN 110240*

LIGHT YELLOW 201 LU ▲



MATCHING REHAU EDGE BAND –
LIGHT YELLOW 112033*



*All REHAU Edgeband available in 3 finishes - Super High Gloss, High Gloss+ & Matte

NEW

OLIVE GREEN 3271 LU ▲



MATCHING REHAU EDGE BAND – BAMBOO GROOVE 110211*

NEW


PASTEL BLUE 3244 LU ▲



MATCHING REHAU EDGE BAND – BLUE GALAXY 112073*




CHOCOLATE 174 LU ▲



MATCHING REHAU EDGE BAND – CHOCOLATE 75738*

ALMOND IVORY 127 LU ▲



MATCHING REHAU EDGE BAND – IVORY 75713*

GRAPHITE GREY 238 LU ▲



MATCHING REHAU EDGE BAND – DARK GREY-II 75745*

ANTIQUÉ VIOLET 266 LU ▲



MATCHING REHAU EDGE BAND –
ANTIQUÉ VIOLET 110236*

SUN BLOOM 206 LU ▲




MATCHING REHAU EDGE BAND –
YELLOW-II 75743*

DREAM GREEN 288 LU ▲




MATCHING REHAU EDGE BAND –
DREAM GREEN 110241*

SATIN BLUE 241 LU ▲



MATCHING REHAU EDGE BAND –
SATIN BLUE 110238*

SNOW WHITE 107 LU ▲



MATCHING REHAU EDGE BAND –
WHITE LILLY 75637*

EQUINOX YELLOW 209 LU ▲



MATCHING REHAU EDGE BAND –
EQUINOX YELLOW 110239*

DARKISH PURPLE 265 LU ▲



MATCHING REHAU EDGE BAND –
DARKISH PURPLE 110235*

BEIGE 163 LU ▲



MATCHING REHAU EDGE BAND –
BEIGE 75622*


LIGHT BROWN 171 LU ▲



MATCHING REHAU EDGE BAND –
TAN 75635*


*All REHAU Edgeband available in 3 finishes - Super High Gloss, High Gloss+ & Matte

SNOW GLACIER 3917 LU ▲ ○ ↑



MATCHING REHAU EDGE BAND – SNOW GLACIER 784P*

SUNRISE GLACIER 3922 LU ▲ ○ ↑



MATCHING REHAU EDGE BAND – SUNRISE GLACIER 779P*

GOLDEN GLACIER 3919 LU ▲ ○ ↑




MATCHING REHAU EDGE BAND – GOLDEN GLACIER 781P*

SILVER GLACIER 3918 LU ▲ ○ ↑



MATCHING REHAU EDGE BAND – SILVER-I 080P*



MAYAPIS MAHOGANY 3963 LU ▲ ○ ↑



MATCHING REHAU EDGE BAND – MAYAPIS MAHOGANY 778P*

SHOREA MAHOGANY 3961 LU ▲ ○ ↑



MATCHING REHAU EDGE BAND – SHOREA MAHOGANY 780P*

ALMON MAHOGANY 3962 LU ▲ ○ ↑



MATCHING REHAU EDGE BAND – ALMON MAHOGANY 783P*



GRAVA MARS 922 LU ▲ ○ ↑



MATCHING REHAU EDGE BAND – GRAVA MARS 548P*

LAPIS AZUL 3835 LU ▲



MATCHING REHAU EDGE BAND – LAPIS AZUL 549P*

ESPERANTO 3921 LU ▲ ○ ↑



MATCHING REHAU EDGE BAND – ESPERANTO 777P*

↑ Vertical application only

*All REHAU Edgeband available in 3 finishes - Super High Gloss, High Gloss+ & Matte



NATURAL OLIVE 788 LU ▲

ZEBRA WOOD 787 LU ▲



MATCHING REHAU EDGE BAND –
NATURAL OLIVE 542P*

MATCHING REHAU EDGE BAND –
ZEBRA WOOD 226P*

CHENE 704 LU ▲

RENOIR'S EBONY 3437 LU ▲



MATCHING REHAU EDGE BAND –
CHENE 541P*

MATCHING REHAU EDGE BAND –
RENOIR'S EBONY 538P*

CORDIA ZERICOTE 689 LU ▲



MATCHING REHAU EDGE BAND –
CORDIA ZERICOTE 540P*



CRANVILLE ELM 3755 LU ▲

BERTIE ELM 3757 LU ▲



MATCHING REHAU EDGE BAND –
CRANVILLE ELM 537P*



MATCHING REHAU EDGE BAND –
BERTIE ELM 543P*

NOCE ALTEA 3939 LU ▲○↑



MATCHING REHAU EDGE BAND – NOCE ALTEA 545P*

ISARD 647 LU ▲



MATCHING REHAU EDGE BAND – ISARD 544P*

SUKUPIRA PRADO 639 LU ▲



MATCHING REHAU EDGE BAND – RESERVE WOOD 142P*

RECYCLED TEAK 462 LU ▲



MATCHING REHAU EDGE BAND – SAHARA WALNUT 408P*

THAR DESERT 774 LU ▲



MATCHING REHAU EDGE BAND – BAIGE OAK 405P*

WARHOL'S WILLOW 559 LU ▲



MATCHING REHAU EDGE BAND – SATIN WOOD 331P*



NYANA TEAK 464 LU ▲



MATCHING REHAU EDGE BAND – TEAK 003P*

SAPALI 541 LU ▲



MATCHING REHAU EDGE BAND – SAPELLI 178P*



CEZAMME'S OAK 4389 LU ▲



MATCHING REHAU EDGE BAND – AFRICAN EBONY 337P*

KILKENNY OAK 646 LU ▲




MATCHING REHAU EDGE BAND – KILKENNY OAK 547P*

*All REHAU Edgeband available in 3 finishes - Super High Gloss, High Gloss+ & Matte



SILK TUFF

Solid surface and seamless finishing packed in one laminate! The Silk Tuff range of laminates is all about beauty and durability. Discover a bouquet of European matt finish that can turn every surface ravishingly beautiful.



Feather Touch



Zero Maintenance



European
Matt Finish




Hygienic-Silver
Nano Technology

HOT PINK 90155 SI ▲ ○




MATCHING REHAU EDGE BAND – RICH PINK 75600*

SNOW WHITE 107 SI ▲



MATCHING REHAU EDGE BAND – WHITE LILY 75637*

THISTLE BLUE 254 SI ▲



MATCHING REHAU EDGE BAND – THISTLE BLUE 112036*



OFF WHITE 108 SI ▲



MATCHING REHAU EDGE BAND – OFF WHITE 112031*

SILVER GREY 225 SI ▲



MATCHING REHAU EDGE BAND – COOL GREY 75703*


ALMOND IVORY 127 SI ▲



MATCHING REHAU EDGE BAND – ALMOND IVORY 112032*

*All REHAU Edgeband available in 3 finishes - Super High Gloss, High Gloss+ & Matte

BLACK 293 SI ▲



MATCHING REHAU EDGE BAND – BLACK-I 75712*

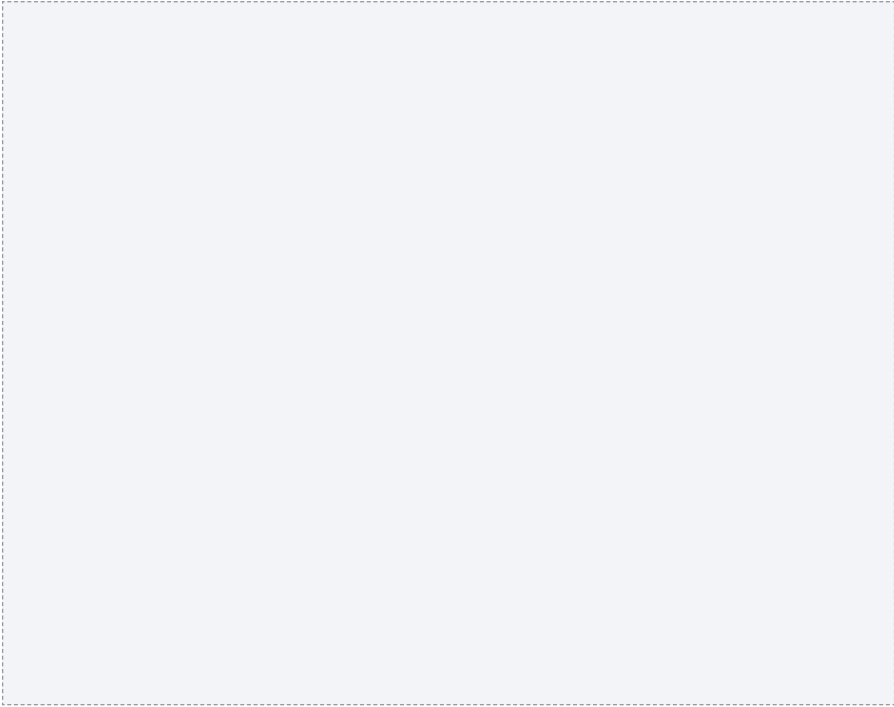
VINTAGE BURGUNDY 181 SI ▲



MATCHING REHAU EDGE BAND – CHOCOLATE-II 75619*



DESIGNER WHITE 109 SI ▲



MATCHING REHAU EDGE BAND – WHITE 110166*

GRAPHITE GREY 238 SI ▲



MATCHING REHAU EDGE BAND – DARK GREY-II 75745*

**All REHAU Edgeband available in 3 finishes - Super High Gloss, High Gloss+ & Matte*

HARLEY REYRA 94846 SI ▲ ○



MATCHING REHAU EDGE BAND – HARLEY REYRA 816P*

PALADIN REYRA 94847 SI ▲ ○



MATCHING REHAU EDGE BAND – PALADIN REYRA 817P*



SAGRADA MARBLE 3852 SI ▲

MATCHING REHAU EDGE BAND – SAGRADA MARBLE 782P*



GOTHIC MARBLE 3853 SI ▲

MATCHING REHAU EDGE BAND – ASTRATTO NUBE 526P*

TOUCH TO EXPERIENCE THE SOLID SURFACE



SIERRA MARBLE 3854 SI ▲

MATCHING REHAU EDGE BAND – SIERRA MARBLE 776P*

*All REHAU Edgeband available in 3 finishes - Super High Gloss, High Gloss+ & Matte

WHITE MARBLE 3846 SI ▲

NEW

BLACK MARBLE 3895 SI ▲



MATCHING REHAU EDGE BAND – WHITE MARBLE 600P*

MATCHING REHAU EDGE BAND – BLACK MARMOR 753P*



NEW

BRIO ZERICOTE 3688 SI ▲



MATCHING REHAU EDGE BAND – CORDIA ZERICOTE 540P*

*All REHAU Edgeband available in 3 finishes - Super High Gloss, High Gloss+ & Matte

NATURE ASH 2593 NP



VENEER COLLECTION

ISED A OAK 2388 NP



Exquisitely crafted for nature lovers, the Veneer Collection brings a plethora of laminates with the natural wood grains texture. Perfect to enjoy the mesmerising outdoors, inside your home and stay close to nature.



Colour Fastness



Natural Feel



Bark of a Tree Look



Low Maintenance



NATURE ASH 2593 NP ▲

CHIKHALI ASH 2591 NP ▲



ISEDIA OAK 2388 NP ▲



NATURE OAK 2387 NP ▲



**TOUCH TO EXPERIENCE
THE NATURAL GRAINS**

CHIKHALI OAK 2386 NP ▲






CHIKHALI WALNUT 2416 NP ▲

NATURE WALNUT 2417 NP ▲



ISEDA ASH 2592 NP ▲



NARAVA ASH 2594 NP ▲



PIRODA ASH 2595 NP ▲





NEW

INDIANA HICKORY 4517 KM ▲

NEW

JACKSON HICKORY 4516 KM ▲



ENCANTO BROWNISH OAK 4392 KM ▲



ENCANTO CREAMISH OAK 4393 KM ▲





VAN NEFIS WALNUT 4506 KM ▲

PIDE NEFIS WALNUT 4505 KM ▲



CLASSIC WALNUT 421 KM ▲



TYROL PINE 3531 KM ▲



NEW

PARIA OAK 3674 KM ▲



SIAM TEAK 444 KM ▲




SAMOA TEAK 456 KM ▲





COMBINATIONS

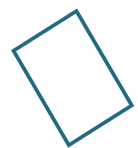






WALNUT 4515

ISTANBUL WALNUT 4513

When two different laminates come together, real magic happens. Get creative and artistic with our Combination range of laminates. Light or dark, it will surely create designs that match your imagination.





NEW

ISTANBUL WALNUT 4513



NEW

OTTOMAN WALNUT 4515



NEW

TOPKAPI WALNUT 4514



NEW

INDIANA HICKORY 4517



NEW

JACKSON HICKORY 4516



NEW

HECTOR BUBINGA 703



NEW

VECTOR BUBINGA 702



NEW

PETALWOOD BOOKMATCH 498



NEW

ROSEWOOD BOOKMATCH 497





AMERIS OAK 94671 ○

SADDLE OAK 94672 ○



STRAUSS WALNUT 93414 ○

BERGER WALNUT 93415 ○



MALAGA OLIVE 3789



SEVILLA OLIVE 3788



GRANADA OLIVE 4789





CORDIA ZERICOTE 689

ENCANTO BROWNISH OAK 4392



ENCANTO CREAMISH OAK 4393



BERTIE ELM 3757



CRANVILLE ELM 3755




OAKWOOD CREAM 3394



OAKWOOD GREY 3393



EUGELE WALNUT 4502



GAUGUIN WALNUT 4501




DEGAS WALNUT 4503



NEW

PARIS LIDO 93876 ○



NEW


JARDIN LIDO 93875 ○



DARK KAIN 93878 ○




LIGHT KAIN 93877 ○







TWIST WEAVE 4858

ELITE WEAVE 4856




ANCIENT WEAVE 4857

NEO TEXTILES 973 ↑



GLOBAL BEST SELLER

BRILA WEAVE 4861




GLOBAL BEST SELLER

BRILLIANT WEAVE 4854




GLOBAL BEST SELLER

GENIAL WEAVE 4855



MAGIC BEANS 859



RAW SILK CRÈME 987 ○ ↑



RAW SILK COPPER 988 ○ ↑



EASTEM OAK 3663



CHESTNUT OAK 3665



MASSONS PINE 4537



HORSETAIL PINE 4538



NAMBIA OAK 4664



ZAMBIA OAK 4665



SILVER WENGE 4952 ○↑



TOKYO WENGE 4953 ○↑





BALTIC ASH 608

NEXO ASH 606



BORNHOLM ASH 607





BETULA WOOD 729

OSTRYA WOOD 727



NAGEIA WOOD 728



DOVER WALNUT 4525



DERBY WALNUT 4524



KERNEL WALNUT 4526





QUITE WOOD 686

FAIRY WOOD 687



PRETTY WOOD 688




MARINA OAK 4657



BAHIA OAK 4658



SILVER MAHOGANY 966 ○ ↑



GREY MAHOGANY 967 ○ ↑



VICTOR WALNUT 4521



PEMENANG WALNUT 4523



WHITE BIRCH 3512




SEA BIRCH 3513




GOLDEN BUTTE 927 ○ ↑



SILVER BUTTE 926 ○ ↑



BRONZE BUTTE 928 ○ ↑



GRAVA MARS 922 ○ ↑





GOLDEN SHIMMER 962 ○ ↑

GREY SHIMMER 964 ○ ↑



CREAM SHIMMER 961 ○ ↑

COPPER SHIMMER 963 ○ ↑



BRONCANTO CHERRY 3968 ○ ↑



MERCATINO CHERRY 3969 ○ ↑



GOLDEN CHERRY 3372



CREAM CHERRY 3371



CARMARGUE PINE 3485



BARBEGAL PINE 3486



JARDIN PINE 3484



AHIGAL WALNUT 3958 ○ ↑



CORIA WALNUT 3957 ○ ↑



ALOVEN PINE 4531



GRIEG PINE 4532





WALNUT WIGGY 4426

ARTISAN OAK 4398



KUNST OAK 4399



DAKOTA CODOAK 4396



DAKOTA HAMOAK 4397



D



PIDE NEFIS WALNUT 4505



VAN NEFIS WALNUT 4506



TAN NEFIS WALNUT 4507



KOTOGEM GREY 3953 ○↑



KOTOGEM SILVER 3955 ○↑



SHIMO ASH 4594



VERMONT MAPLE 3341



NATURAL OAK 3397



GABON WENGE 3795



DIAMANA OAK 4659



AFRICAN OAK NOIR 3743



AFRICAN OAK CLAIR 3744



CLARO MAPLE 3342



TRIESTE MAPLE 3343



BAVARIAN ASH NEUTRAL 3591



BAVARIAN ASH BEIGE 3592



BAVARIAN ASH GREY 3594



BAVARIAN ASH SMOKED 3593



WOODART BEIGE 3781



WOODART BRAUN 3782





DECO WALNUT DARK BROWN 3418

DECO WALNUT LIGHT BROWN 3419



MALMO WALNUT CREAM 3416




SAPWOOD WALNUT DARK BROWN 3425




MALMO WALNUT BROWN 3417






RECLAIMED WALNUT 419 E0

TEXTURE






The Texture collection offers a range of laminates as rich and deep as your imagination. So, wherever you choose to apply it, they will bring out the best of every space.



NEW

GREY CASPIO 3925 HG □ ○ ↑



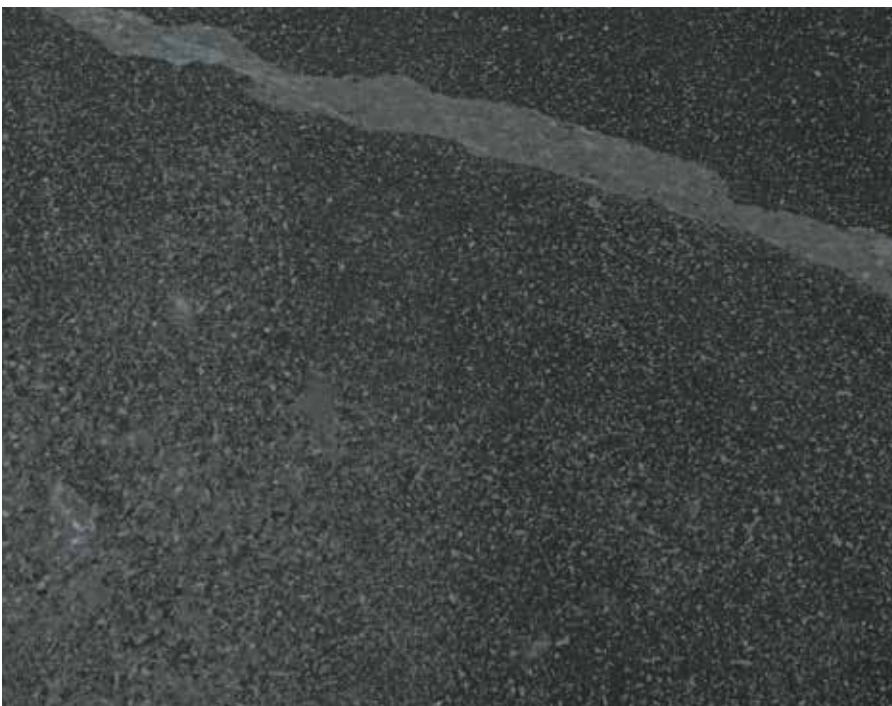
NEW

SILVER CASPIO 3926 HG □ ○ ↑



NEW

SUPERNOVA 4842 HG □



NEW

STELLARNOVA 4841 HG □



COOL DELAWARE 94833 HG □ ○



KIFF DELAWARE 94834 HG □ ○



CANYAN APPLE 745 HG □





GRIZZLY MARBLE 3839 HG □





TULA BRASS 4869 HG □

TULA GOLD 4868 HG □



TULA SILVER 4867 HG □



SAGRADA MARBLE 3852 HG □



GOTHIC MARBLE 3853 HG □



SIERRA MARBLE 3854 HG □





NEW

SAMOA TEAK 456 HG □

NEW

KERNEL WALNUT 4526 HG □



DIAMANA OAK 4659 HG □



DECO WALNUT DARK BROWN 3418 HG □



URBAN TEAK 449 HG □



ERMANNNO WALNUT 424 HG □




PYRUS OSCURO 3408 HG □



BRUSH METAL 904 HG □○↑



FROSTY WHITE 111 HG □



BLUE BLUSH 3241 HG □



BLUISH GREY 234 HG □



CERAMIC 157 HG □



MADDY MUSHROOM 172 HG □





SALTILLO ZIRICOTE 685 E0 ▲



RECLAIMED WALNUT 419 E0 ▲




**TOUCH TO EXPERIENCE
THE WOOD FINISH**



NEW


BRIO ZERICOTE 3688 E0 ▲






SNOW HAKONE 3913 IP ▲ ○ ↑


TWILIGHT HAKONE 3914 IP ▲ ○ ↑



SKY HAKONE 3916 IP ▲ ○ ↑



CREAM SHIMMER 961 IP ▲○↑



COPPER SHIMMER 963 IP ▲○↑



↑ Vertical application only

URBAN TEAK 449 MO ▲



ARABIAN RECON PINE 90695 MO ▲ ○



KOTOGEM GREY 3953 MO ▲ ○ ↑




KOTOGEM SILVER 3955 MO ▲ ○ ↑



ZEBRA WOOD 787 LS ▲



FROSTY WHITE 111 LS ▲



SHIMO ASH 4594 AT ▲




ARIZONA OAK 4648 AT ▲



AFRICAN OAK NOIR 3743 PS ▲



WHITE BIRCH 3512 PS ▲



NEW

CAMEL 178 PS ▲



NEW


MADDY MUSHROOM 172 PS ▲





RADIANT RED 191 PS ▲

SLATE GREY 236 PS ▲



FROSTY WHITE 111 PS ▲

BLACK 293 PS ▲




APPLEWOOD LIGHT 3741 V0 



APPLEWOOD DARK 3742 V0 




DECO WALNUT DARK BROWN 3418 V0 



DECO WALNUT LIGHT BROWN 3419 V0 



FROSTY WHITE 111 V0 



GAUGUIN WALNUT 4501 LH ▲



EUGELE WALNUT 4502 LH ▲





SAMOA TEAK 456 WK ▲

NEW

BAVARIAN ASH NEUTRAL 3591 WK ▲




NEW

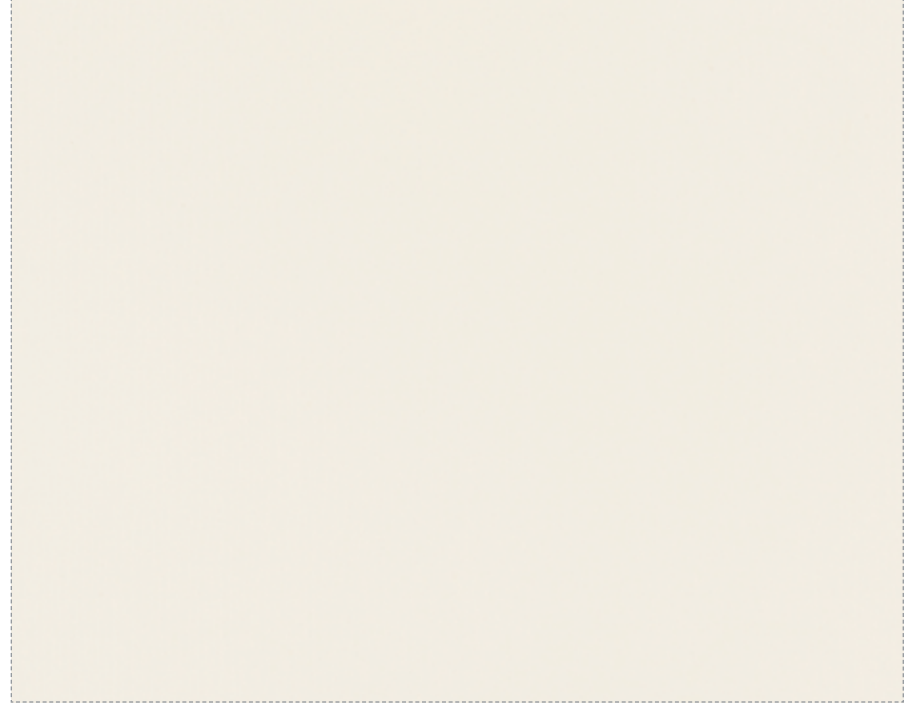
BAVARIAN ASH BEIGE 3592 WK ▲



SAPELI 541 WK ▲



FROSTY WHITE 111 WK ▲



MAGIC BEANS 859 WK ▲



NEW

SUNRISE GLACIER 3922 AL ▲ ○ ↑



NEW

CONCRETE GREY 3233 AL ▲



FROSTY WHITE 111 AL ▲



STOMY GLACIER 913 AL ▲ ○ ↑




LUMLERE GLACIER 912 AL ▲ ○ ↑





ERMANN0 WALNUT 424 PK ▲

FROSTY WHITE 111 PK ▲



NEW

LEPING WALNUT 4527 PK ▲





FROSTY WHITE 111 L0 ▲

BLACK 293 L0 ▲




CORAL 90196 L0 ▲○



CREAM SHIMMER 961 LO ▲ ○ ↑




COPPER SHIMMER 963 LO ▲ ○ ↑




↑ Vertical application only

MAGIC BEANS 859 CR ▲



FROSTY WHITE 111 CR ▲



WALNUT WIGGY 4426 CR ▲




CLARO MAPLE 3342 CR ▲



TRIESTE MAPLE 3343 CR ▲



PYRUS OSCURO 3408 CR ▲



SAMOA TEAK 456 CR ▲



LIGHT KAIN 93877 PE ▲○


DARK KAIN 93878 PE ▲○





NEW

PELLE GRASSA 4823 PE ▲



NEW

PELLE MISTA 4824 PE ▲



NEW

PELLE SECCA 4825 PE ▲







TWIST WEAVE 4858 TS ▲

ELITE WEAVE 4856 TS ▲




ANCIENT WEAVE 4857 TS ▲

VINTAGE BURGUNDY 181 TS ▲




NEO TEXTILE 973 TS ▲ ○ ↑



FROSTY WHITE 111 TS ▲



MAGIC BEANS 859 TS ▲






COPPER SHIMMER 963 TS ▲○↑

GOLDEN SHIMMER 962 TS ▲○↑



CREAM SHIMMER 961 TS ▲○↑

GREY SHIMMER 964 TS ▲○↑



SAGRADA MARBLE 3852 SL ▲



GOTHIC MARBLE 3853 SL ▲



SIERRA MARBLE 3854 SL ▲



BARK STONE 3836 SL ▲



NEW

AMERIS OAK 94671 NH ▲ ○



NEW

SADDLE OAK 94672 NH ▲ ○





NEW

STRAUSS WALNUT 93414 NH ▲ ○



NEW

CORDIA ZERICOTE 689 NH ▲



TOUCH TO EXPERIENCE
THE NATURAL WOOD



NEW


BERGER WALNUT 93415 NH ▲ ○





ERMANNOWALNUT 424 N ▲

FROSTY WHITE 111 N ▲



SAPELI 541 N ▲

NICEWOOD 712 N ▲



NEW

QUITE WOOD 686 N ▲



NEW

DIAMANA OAK 4659 N ▲



NEW

LEPING WALNUT 4527 N ▲




NEW

TWIST WEAVE 4858 LN ▲




NEW

ELITE WEAVE 4856 LN ▲



NEW

ANCIENT WEAVE 4857 LN ▲



LINEN

RAW SILK CRÈME 987 LN ▲○↑

RAW SILK COPPER 988 LN ▲○↑






SILVER BRUSH 1001 BR ▲↑

REAL METAL








WOODGRAINS





Nothing is more beautiful than nature in its raw form. The Woodgrains collection offers laminates with grains of wood without the hassle of polishing. It is for those who want to stick to basics.



WOODGRAINS

FULL SHEET VIEW

Inspired from diversity in nature, this range showcases exquisite selection of Woodgrain laminates along with full sheet view for detailed understanding of intricate patterns.



GLOBAL BEST SELLER

HILAND PINE 531 | Page 150

GOLDEN PINE 93487 ○ | Page 150



D

GLOBAL BEST SELLER

BALTIC PINE 529 | Page 150

ARABIAN RECON PINE 90695 ○ | Page 150



GLOBAL BEST SELLER

COLORADO PINE 489 | Page 150

WILMINGTON OAK 93669 ○ | Page 151



D



D

BEDFORD OAK 93668 ○ | Page 151

BURLINGTON OAK 94668 ○ | Page 151




GREY OAK 94669 ○ | Page 151



NEW GLOBAL BEST SELLER

PARIA OAK 3674 | Page 152





OAK NOMADA 3639 | Page 152

DEGAS'S OAK 4643 | Page 152



GLOBAL BEST SELLER

FUSION MAPLE 525 | Page 153

HALIFAX MAPLE 338 | Page 153



D

GLOBAL BEST SELLER

THANSUE MAPLE 357 | Page 153



D


GLOBAL BEST SELLER

WENGE 791 | Page 154




D

WHITE WENGE 4791 | Page 154




MAHOGANY 468 | Page 155



GLOBAL BEST SELLER

SAPELI 541 | Page 155

WILD ZEBRANO 784 | Page 155



D



D

ZEBRA WOOD 787 | Page 155

NICEWOOD 712 | Page 155



D



D

NYANA ROSE 494 | Page 155



D

PURE ACACIA 708 | Page 156



D

SMOKE ACACIA 709 | Page 156



GLOBAL BEST SELLER

ACACIA 706 | Page 156



GLOBAL BEST SELLER

MOLDAU ACACIA 3707 | Page 156

SWISS ELM 94747 ○ | Page 156



D



D

NEW GLOBAL BEST SELLER

BERN ELM 3752 | Page 156



GLOBAL BEST SELLER

OXFORD CHERRY 3376 | Page 156



CHERRY 3375 | Page 156

AMBER CHERRY 466 | Page 156



PYRUS OSCURO 3408 | Page 156

ANEGRE 3362 | Page 156



GLOBAL BEST SELLER

SAMOA TEAK 456 | Page 157



GLOBAL BEST SELLER

URBAN TEAK 449 | Page 157



D

GLOBAL BEST SELLER

NYANA TEAK 464 | Page 157



GLOBAL BEST SELLER

SMOKED TEAK 3454 | Page 157



NEW GLOBAL BEST SELLER

ALLOVER TEAK 4449 | Page 158

SIAM TEAK 444 | Page 158



D



D

RECYCLED TEAK 462 | Page 158

COLET TEAK 446 | Page 158




D



D

RANJ TEAK 3459 | Page 158

ERMANN0 WALNUT 424 | Page 159



* The images shown are for indicative purpose only. The actual sheet may vary from the printed design.


FIGURED WALNUT 951 ○ ↑ | Page 159

CLASSIC WALNUT 421 | Page 159



GLOBAL BEST SELLER

CAIRO WALNUT 4427 | Page 159



D

NEW **GLOBAL BEST SELLER**

MARINE WALNUT 657 | Page 160



D

NEW GLOBAL BEST SELLER

COLUMBIA WALNUT 656 | Page 160



D

GLOBAL BEST SELLER

HERITAGE WALNUT 429 | Page 160



D

RECLAIMED WALNUT 419 | Page 160

GLOBAL BEST SELLER

BODENSEE BEECH 303 | Page 161



* The images shown are for indicative purpose only. The actual sheet may vary from the printed design.

CHERRY BEECH 321 | Page 161



GLOBAL BEST SELLER

BAVARIAN BEECH 311 | Page 161



BEECHWALL 327 | Page 161



NEW GLOBAL BEST SELLER

WILD PEAR 403 | Page 162



NEW GLOBAL BEST SELLER

HASTINGS SANDALWOOD 738 | Page 162

RUBBER WOOD 714 | Page 162



CHENE 704 | Page 162



OAK CHENE 3947  | Page 162



APPLEWOOD LIGHT 3741 | Page 162



APPLEWOOD DARK 3742 | Page 162



PINE

GLOBAL BEST SELLER

TYROL PINE 3531



GLOBAL BEST SELLER

HILAND PINE 531



D



GOLDEN PINE 93487 ○



GLOBAL BEST SELLER

BALTIC PINE 529



ARABIAN RECON PINE 90695 ○



GLOBAL BEST SELLER

COLORADO PINE 489



D

WILMINGTON OAK 93669 ○



BEDFORD OAK 93668 ○



BURLINGTON OAK 94668 ○



GREY OAK 94669 ○



NEW GLOBAL BEST SELLER

PARIA OAK 3674



OAK VALLEY ROUGE 3649



WHITE OAK 394



OAK NOMADA 3639



DEGAS'S OAK 4643



D





GLOBAL BEST SELLER

FUSION MAPLE 525

HALIFAX MAPLE 338



GLOBAL BEST SELLER

THANSUE MAPLE 357



GLOBAL BEST SELLER

WENGE 791

WHITE WENGE 4791



MAHOGANY 468



GLOBAL BEST SELLER

SAPELI 541



WILD ZEBRANO 784



ZEBRA WOOD 787



NICEWOOD 712



NYANA ROSE 494



PURE ACACIA 708

SMOKE ACACIA 709

GLOBAL BEST SELLER ACACIA 706

GLOBAL BEST SELLER MOLDAU ACACIA 3707



D

D

SWISS ELM 94747 ○

NEW
GLOBAL BEST SELLER BERN ELM 3752

GLOBAL BEST SELLER OXFORD CHERRY 3376

CHERRY 3375



D

AMBER CHERRY 466

PYRUS OSCURO 3408

ANEGRE 3362



GLOBAL BEST SELLER

SAMOA TEAK 456



GLOBAL BEST SELLER

URBAN TEAK 449



D

GLOBAL BEST SELLER

NYANA TEAK 464



GLOBAL BEST SELLER

SMOKED TEAK 3454



D





NEW GLOBAL BEST SELLER

ALLOVER TEAK 4449

SIAM TEAK 444



RECYCLED TEAK 462



COLET TEAK 446

RANJ TEAK 3459





ERMANNOWALNUT 424

FIGURED WALNUT 951 ○ ↑



D

CLASSIC WALNUT 421

GLOBAL BEST SELLER

CAIRO WALNUT 4427



D

D

WALNUT

NEW GLOBAL BEST SELLER

MARINE WALNUT 657



D

NEW GLOBAL BEST SELLER

COLUMBIA WALNUT 656



D

GLOBAL BEST SELLER

HERITAGE WALNUT 429



D

RECLAIMED WALNUT 419



D





GLOBAL BEST SELLER

BODENSEE BEECH 303

CHERRY BEECH 321



GLOBAL BEST SELLER

BAVARIAN BEECH 311

BEECHWALL 327



NEW GLOBAL BEST SELLER

WILD PEAR 403



NEW

GLOBAL BEST SELLER

HASTINGS SANDALWOOD 738



RUBBER WOOD 714



CHENE 704



OAK CHENE 3947 ⓪ ↑



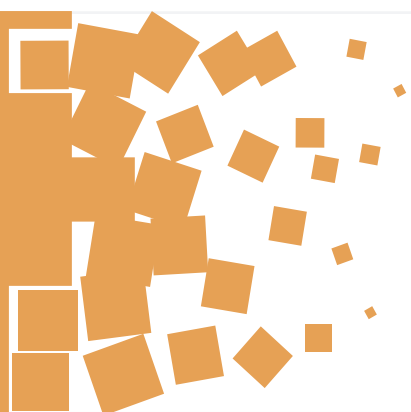
APPLEWOOD LIGHT 3741



APPLEWOOD DARK 3742



SOLID WOODGRAINS CONCEPT



Combine Woodgrains with the solid designs of your choice and make your very own personal style statement and turn every space beautiful. Here are some options to choose from.



SUN BLOOM 206



TYROL PINE 3531



PISTA GREEN 276



LIGHT ORANGE 212



LIGHT BEIGE 161



TYROL PINE 3531

SUN BLOOM 206

URBAN TEAK 449




WENGE 791




SAMOA TEAK 456




HILAND PINE 531



ERMANNNO WALNUT 424







CLASSIC WALNUT 421








SOLIDS






The range of laminates that has a colour to match every mood, style and personality. Fill your space with the colour that represents your personal style and add a new aura to it.



SOLIDS

PINKS & REDS

ALMOND PINK 146



PEACH PINK 151



CORAL 90196 ○



HOT PINK 90155 ○



DUSK PURPLE 159



BLOOD RED 194




RADIANT RED 191



VINTAGE BURGUNDY 181




LAVENDER 261



PURPLE 267



ANTIQUÉ VIOLET 266



DARKISH PURPLE 265



SOFT VIOLETS

LIGHT YELLOW 201



EQUINOX YELLOW 209



SUN BLOOM 206



GLAZE YELLOW 208



LIGHT ORANGE 212



YELLOW & ORANGES

CLASSIC ORANGE 217



SKY BLUE 243



SATIN BLUE 241



BLUE BLUSH 3241



THISTLE BLUE 254



PASTEL BLUE 3244 ^{NEW}



COOL BLUES

DAWN BLUE 259



BLUE 245



SWISS BLUE 257



ROYAL BLUE 247



NAVY BLUE 249



FIELD GREENS

DESERT GREEN 274



LIME GREEN 275



HAWAIIAN GREEN 287



DREAM GREEN 288



LAWN GREEN 284



SOLIDS

NEW
TRAFFIC GREEN 3281

PISTA GREEN 276

NEW
OLIVE GREEN 3271

STEEL GREEN 281

HASH BROWNS

LIGHT BEIGE 161

BEIGE 163

TWILIGHT BEIGE 164

CAMEL 178

LIGHT BROWN 171

MADDY MUSHROOM 172

CHOCOLATE 174

DEEP BRONZE 177

AIRY WHITES

GLOBAL BEST SELLER WHITE 101

SNOW WHITE 107

DESIGNER WHITE 109

GLOBAL BEST SELLER OFF WHITE 108

GLOBAL BEST SELLER FROSTY WHITE 111

MYSORE IVORY 125

GLOBAL BEST SELLER IVORY 121

ALMOND IVORY 127

CERAMIC 157

TAUPE 158

SMOKY GREYS

ALLU GREY 228

GLOBAL BEST SELLER LIGHT GREY 221

MOON GREY 227

SILVER GREY 225

GREY 231

WARM GREY 226

BLUISH GREY 234

GLOBAL BEST SELLER GRAPHITE GREY 238

SLATE GREY 236

NEW CONCRETE GREY 3233

GLOBAL BEST SELLER BLACK 293

MATT RANGE



GLOBAL BEST SELLER WHITE 101 MT

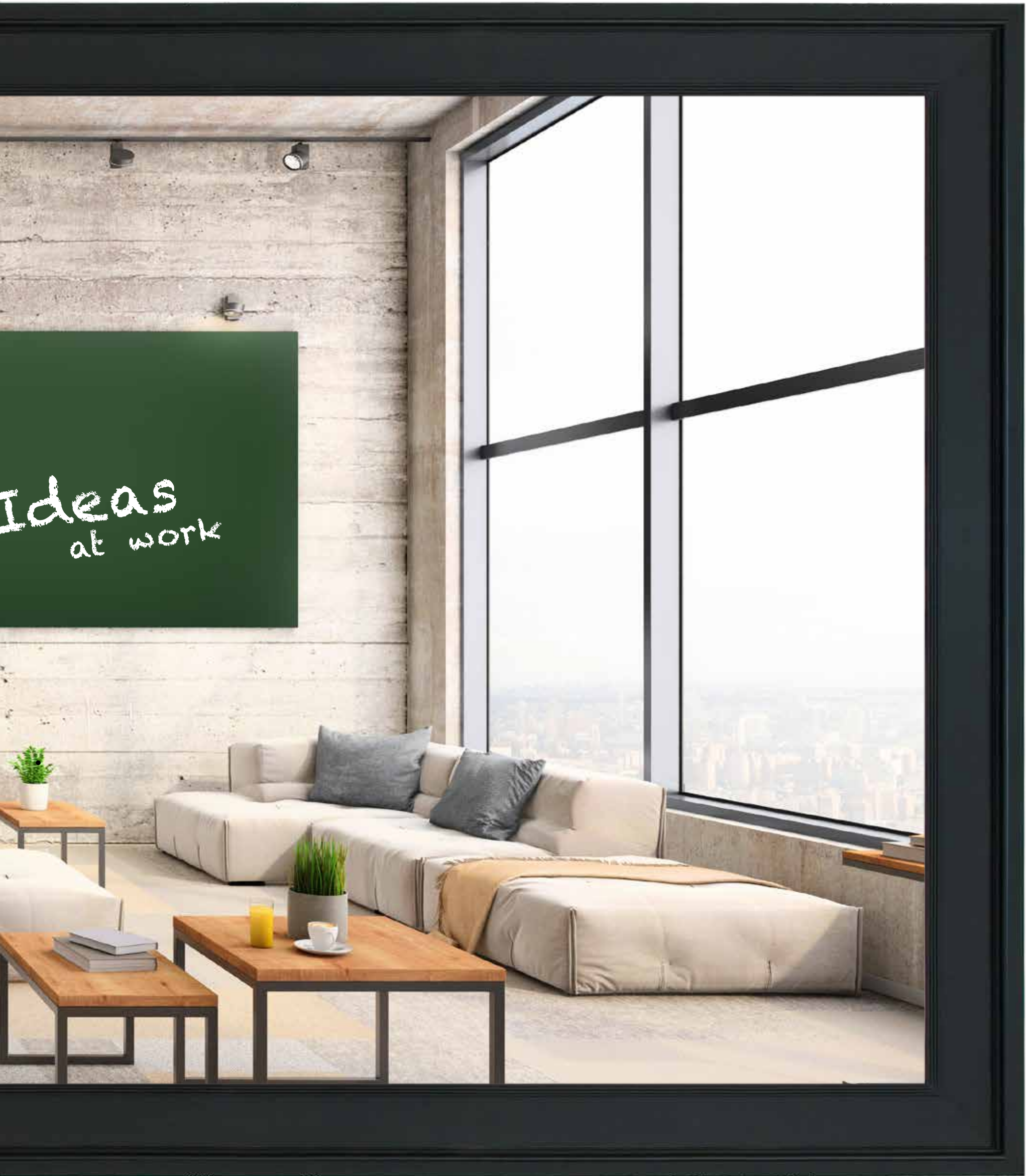
GLOBAL BEST SELLER OFF WHITE 108 MT

GLOBAL BEST SELLER FROSTY WHITE 111 MT







SPECIALITY LAMINATES






A range of laminates crafted for those special areas where you just can't go wrong. These laminates will give birth to new ideas and help you explore new ways to beautify your spaces.



ANTI FINGERPRINT

This technologically evolved laminate allows absolutely zero fingerprints on its surface. An obvious choice for hygienic areas like kitchens, toilets, hospitals, office desks, conference rooms and reception areas.



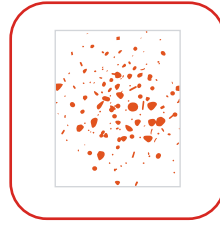
MILKY WHITE 1308 MATT



Anti Fingerprint



Zero Maintenance



European Matt Finish



Hygienic-Silver Nano Technology




MILKY WHITE 1308 MATT



ANTHRACITE GREY 1336 MATT



JET BLACK 1393 MATT



ANTHRACITE GREY 1336 MATT

CORAL RED 1394 MATT



MONOCORE

With the same colour decorative surface as the core layer, MonoCore gives a uniform look to any surface you choose.




CenturyLaminates brings to you MonoCore

Ideal for your retail and commercial spaces, they ensure that while your interiors look sharp, the edges between two laminates are smooth.

One of the few limitations of high pressure laminates is a joint. MonoCore eliminates this concern with a range of solid colour designs which infuse the material throughout its entire thickness, removing the shadow line effect.

MonoCore comes in 9 contemporary solid shades and are available in two finishes; Gloss and Suede.

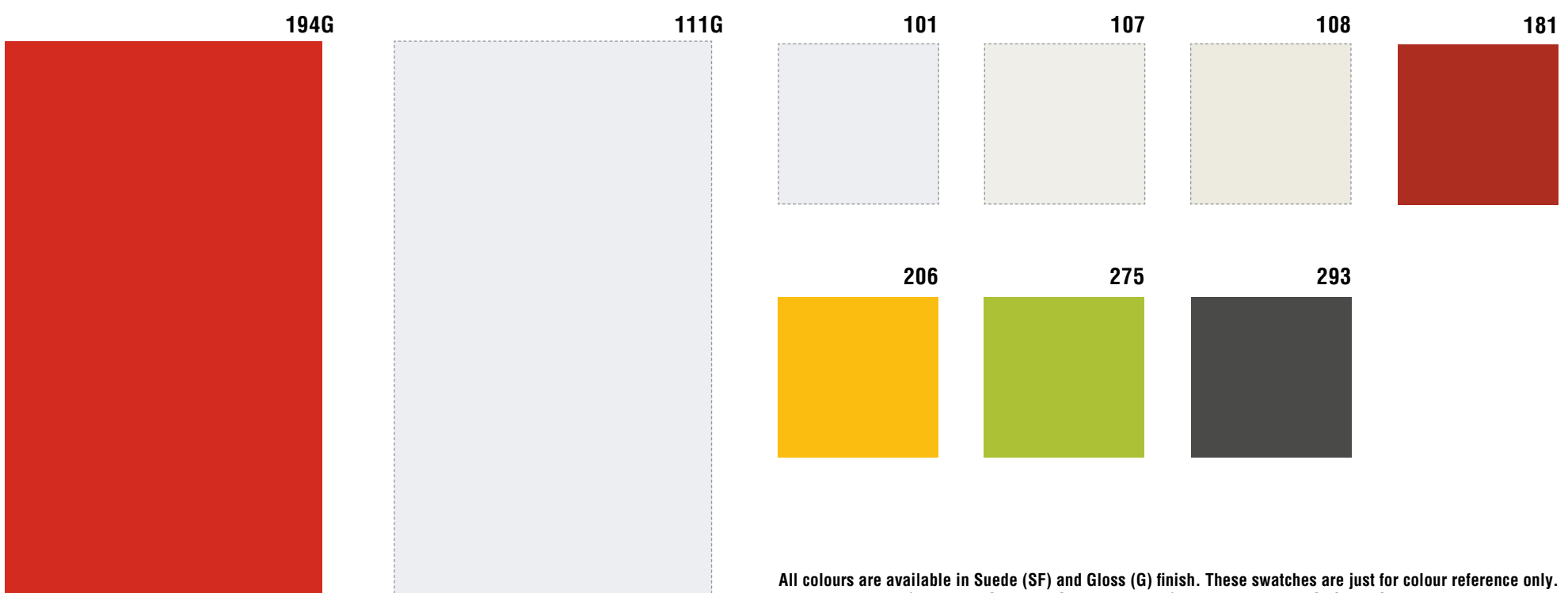
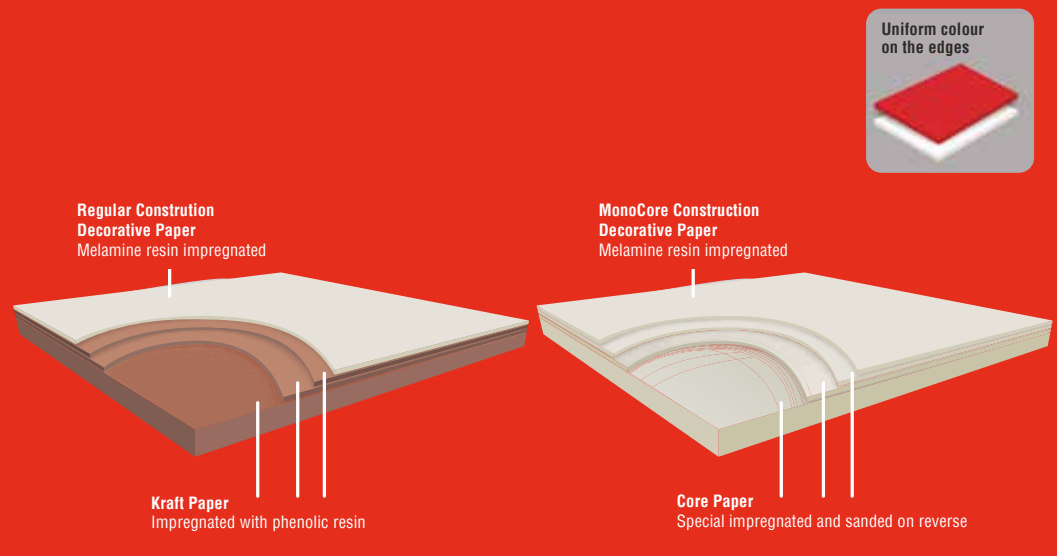


Product Composition

These high quality laminates have the same colour decorative surface as the core layer, giving them a uniform look.

CenturyLaminates' MonoCore is produced using a unique technology. These laminates are made of a single design paper, the reverse of which is sanded.


The decorative side is treated using melamine resins, while the core paper layer is impregnated with special resin to maintain uniform colour on the edges.



All colours are available in Suede (SF) and Gloss (G) finish. These swatches are just for colour reference only. For actual colours (except 194G and 111G as shown here) please refer to our Solid section page.

MAGNETIC MAGMA

WHITE 101 MG




CHALK BOARD

STEEL GREEN CHALK BOARD 281 ○



MARKER BOARD

WHITE MARKER BOARD 101 ○



HD LAMINATES

High-definition digital laminates that give a 3D look and feel. Inspired by nature and designed to perfection, they bring out the best of every space.

LORENZO 1526 MT



CARNIVAL 1525 MT



FLORAL PASSION 1514 GL



TATLOBULAK 1518 GL



GLASS ROSE 1515 GL



TEXTURE INDEX

Design Code	Design Name	New	↑	○	▲	□	Page
LUCIDA (LU)							
107 LU	SNOW WHITE				▲ ₃		20
108 LU	OFF WHITE				▲ ₃		16
109 LU	DESIGNER WHITE				▲ ₃		18
127 LU	ALMOND IVORY				▲ ₃		19
151 LU	PEACH PINK				▲ ₃		18
158 LU	TAUPE				▲ ₃		16
159 LU	DUSK PURPLE				▲ ₃		18
163 LU	BEIGE				▲ ₃		20
171 LU	LIGHT BROWN				▲ ₃		20
174 LU	CHOCOLATE				▲ ₃		19
181 LU	VINTAGE BURGUNDY				▲ ₃		16
194 LU	BLOOD RED				▲ ₃		16
201 LU	LIGHT YELLOW				▲ ₃		18
206 LU	SUN BLOOM				▲ ₃		20
208 LU	GLAZE YELLOW				▲ ₃		17
209 LU	EQUINOX YELLOW				▲ ₃		20
212 LU	LIGHT ORANGE				▲ ₃		17
225 LU	SILVER GREY				▲ ₃		17
238 LU	GRAPHITE GREY				▲ ₃		19
241 LU	SATIN BLUE				▲ ₃		20
249 LU	NAVY BLUE				▲ ₃		16
259 LU	DAWN BLUE				▲ ₃		17
261 LU	LAVENDER				▲ ₃		18
265 LU	DARKISH PURPLE				▲ ₃		20
266 LU	ANTIQUÉ VIOLET				▲ ₃		20
267 LU	PURPLE				▲ ₃		16
275 LU	LIME GREEN				▲ ₃		18
288 LU	DREAM GREEN				▲ ₃		20
293 LU	BLACK				▲ ₃		17
462 LU	RECYCLED TEAK				▲ ₃		25
464 LU	NYANA TEAK				▲ ₃		26
541 LU	SAPÉLI				▲ ₃		26
559 LU	WARHOL'S WILLOW				▲ ₃		25
639 LU	SUKUPIRA PRADO				▲ ₃		25
646 LU	KILKENNY OAK				▲ ₃		26
647 LU	ISARD				▲ ₃		25
689 LU	CORDIA ZERICOTE				▲ ₃		24
704 LU	CHENE				▲ ₃		23
774 LU	THAR DESERT				▲ ₃		25
787 LU	ZEBRA WOOD				▲ ₃		23
788 LU	NATURAL OLIVE				▲ ₃		23
922 LU	GRAVA MARS		↑	○	▲ ₃		22
3244 LU	PASTEL BLUE	NEW			▲ ₃		19

Design Code	Design Name	New	↑	○	▲	□	Page
3271 LU	OLIVE GREEN	NEW			▲ ₃		19
3437 LU	RENOIR'S EBONY				▲ ₃		23
3755 LU	CRANVILLE ELM				▲ ₃		24
3757 LU	BERTIE ELM				▲ ₃		24
3835 LU	LAPIS AZUL				▲ ₃		22
3917 LU	SNOW GLACIER		↑	○	▲ ₃		21
3918 LU	SILVER GLACIER		↑	○	▲ ₃		21
3919 LU	GOLDEN GLACIER		↑	○	▲ ₃		21
3921 LU	ESPERANTO		↑	○	▲ ₃		22
3922 LU	SUNRISE GLACIER		↑	○	▲ ₃		21
3939 LU	NOCE ALTEA		↑	○	▲ ₃		25
3961 LU	SHOREA MAHOGANY		↑	○	▲ ₃		22
3962 LU	ALMON MAHOGANY		↑	○	▲ ₃		22
3963 LU	MAYAPIS MAHOGANY		↑	○	▲ ₃		22
4389 LU	CEZAMME'S OAK				▲ ₃		26
90155 LU	HOT PINK			○	▲ ₃		17
SILK TUFF (SI)							
107 SI	SNOW WHITE				▲ ₁		29
108 SI	OFF WHITE				▲ ₁		29
109 SI	DESIGNER WHITE				▲ ₁		30
127 SI	ALMOND IVORY				▲ ₁		29
181 SI	VINTAGE BURGUNDY				▲ ₁		30
225 SI	SILVER GREY				▲ ₁		29
238 SI	GRAPHITE GREY				▲ ₁		30
254 SI	THISTLE BLUE				▲ ₁		29
293 SI	BLACK				▲ ₁		30
3688 SI	BRIO ZERICOTE	NEW			▲ ₁		32
3846 SI	WHITE MARBLE				▲ ₁		32
3852 SI	SAGRADA MARBLE				▲ ₁		31
3853 SI	GOTHIC MARBLE				▲ ₁		31
3854 SI	SIERRA MARBLE				▲ ₁		31
3895 SI	BLACK MARBLE	NEW			▲ ₁		32
90155 SI	HOT PINK			○	▲ ₁		29
94846 SI	HARLEY REYRA			○	▲ ₁		31
94847 SI	PALADIN REYRA			○	▲ ₁		31
NATURE PLUS (NP)							
2386 NP	CHIKHALI OAK				▲ ₄		36
2387 NP	NATURE OAK				▲ ₄		36
2388 NP	ISEDA OAK				▲ ₄		36
2416 NP	CHIKHALI WALNUT				▲ ₄		37
2417 NP	NATURE WALNUT				▲ ₄		37
2591 NP	CHIKHALI ASH				▲ ₄		35
2592 NP	ISEDA ASH				▲ ₄		38
2593 NP	NATURE ASH				▲ ₄		35


Design Code	Design Name	New	↑	○	▲	□	Page
2594 NP	NARAVA ASH				▲ ₄		38
2595 NP	PIRODA ASH				▲ ₄		38
KERING MATNE (KM)							
421 KM	CLASSIC WALNUT				▲ ₁		41
444 KM	SIAM TEAK				▲ ₁		42
456 KM	SAMOA TEAK				▲ ₁		42
3531 KM	TYROL PINE				▲ ₁		42
3674 KM	PARIA OAK	NEW			▲ ₁		42
4392 KM	ENCANTO BROWNISH OAK				▲ ₁		40
4393 KM	ENCANTO CREAMISH OAK				▲ ₁		40
4505 KM	PIDE NEFIS WALNUT				▲ ₁		41
4506 KM	VAN NEFIS WALNUT				▲ ₁		41
4516 KM	JACKSON HICKORY	NEW			▲ ₁		39
4517 KM	INDIANA HICKORY	NEW			▲ ₁		39
HIGH GLOSS (HG)							
111 HG	FROSTY WHITE					□	85
157 HG	CERAMIC					□	85
172 HG	MADDY MUSHROOM					□	85
234 HG	BLUISH GREY					□	85
424 HG	ERMANNO WALNUT					□	84
449 HG	URBAN TEAK					□	84
456 HG	SAMOA TEAK	NEW				□	83
745 HG	CANYAN APPLE					□	80
904 HG	BRUSH METAL		↑	○		□	85
3241 HG	BLUE BLUSH					□	85
3408 HG	PYRUS OSCURO					□	84
3418 HG	DECO WALNUT DARK BROWN					□	84
3839 HG	GRIZZLY MARBLE					□	80
3852 HG	SAGRADA MARBLE					□	82
3853 HG	GOTHIC MARBLE					□	82
3854 HG	SIERRA MARBLE					□	82
3925 HG	GREY CASPIO	NEW	↑	○		□	79
3926 HG	SILVER CASPIO	NEW	↑	○		□	79
4526 HG	KERNEL WALNUT	NEW				□	83
4659 HG	DIAMANA OAK					□	83
4841 HG	STELLARNOVA	NEW				□	79
4842 HG	SUPERNOVA	NEW				□	79
4867 HG	TULA SILVER					□	81

D DOOR SPECIAL DESIGNS

Design Code	Design Name	Page No	Design Code	Design Name	Page No	Design Code	Design Name	Page No	Design Code	Design Name	Page No
101	WHITE	168	607	BORNHOLM ASH	58	3418	DECO WALNUT DARK BROWN	75	4506	VAN NEFIS WALNUT	71
108	OFF WHITE	168	608	BALTIC ASH	58	3419	DECO WALNUT LIGHT BROWN	75	4507	TAN NEFIS WALNUT	71
303	BODENSEE BEECH	161	656	COLUMBIA WALNUT	160	3425	SAPWOOD WALNUT DARK BROWN	76	4524	DERBY WALNUT	60
311	BAVARIAN BEECH	161	657	MARINE WALNUT	160	3454	SMOKED TEAK	157	4526	KERNEL WALNUT	60
321	CHERRY BEECH	161	686	QUITE WOOD	61	3665	CHESTNUT OAK	56	4538	HORSETAIL PINE	56
357	THANSUE MAPLE	153	689	CORDIA ZERICOTE	50	3707	MOLDAU ACACIA	156	4594	SHIMO ASH	72
394	WHITE OAK	152	708	PURE ACACIA	156	3743	AFRICAN OAK NOIR	73	4657	MARINA OAK	62
419	RECLAIMED WALNUT	160	712	NICEWOOD	155	3744	AFRICAN OAK CLAIR	73	4664	NAMBIA OAK	57
421	CLASSIC WALNUT	159	728	NAGEIA WOOD	59	3755	CRANVILLE ELM	51	4789	GRANADA OLIVE	49
424	ERMANNO WALNUT	159	729	BETULA WOOD	59	3757	BERTIE ELM	51	4854	BRILLIANT WEAVE	55
429	HERITAGE WALNUT	160	784	WILD ZEBRANO	155	3788	SEVILLA OLIVE	49	4855	GENIAL WEAVE	55
444	SIAM TEAK	158	787	ZEBRA WOOD	155	3789	MALAGA OLIVE	49	4861	BRILA WEAVE	55
446	COLET TEAK	158	791	WENGE	154	3953	KOTOGEM GREY	71	93414	STRAUSS WALNUT	48
456	SAMOA TEAK	157	859	MAGIC BEANS	55	4396	DAKOTA CODOAK	70	93415	BERGER WALNUT	48
462	RECYCLED TEAK	158	3233	CONCRETE GREY	168	4426	WALNUT WIGGY	69	93668	BEDFORD OAK	151
468	MAHOGANY	155	3341	VERMONT MAPLE	72	4427	CAIRO WALNUT	159	93669	WILMINGTON OAK	151
489	COLORADO PINE	150	3342	CLARO MAPLE	73	4449	ALLOVER TEAK	158	94669	GREY OAK	151
494	NYANA ROSE	155	3343	TRIESTE MAPLE	73	4501	GAUGUIN WALNUT	52	94671	AMERIS OAK	48
525	FUSION MAPLE	153	3393	OAKWOOD GREY	51	4502	EUGELE WALNUT	52	94672	SADDLE OAK	48
531	HILAND PINE	150	3394	OAKWOOD CREAM	51	4503	DEGAS WALNUT	52	94747	SWISS ELM	156
541	SAPALI	155	3416	MALMO WALNUT CREAM	76	4505	PIDE NEFIS WALNUT	71			
606	NEXO ASH	58	3417	MALMO WALNUT BROWN	76						

LOOKBOOK SPECIFICATIONS

Properties	Specified as per IS:2046-1995	CenturyLaminates 1.0 mm	Specified as per IS:2046-1995	CenturyLaminates 1.5 mm
Thickness	1.0 mm (± 10%)	1.0 mm (± 5%)	1.5 mm (± 10%)	1.5 mm (± 5%)
Resistance to surface wear	≥ 350 (revolutions)	> 400 (revolutions)	≥ 350 (revolutions)	> 400 (revolutions)
Resistance to immersion in boiling water				
Mass increase (%)	10.0% (Max)	6.0% (Max)	7.5% (Max)	5.5% (Max)
Thickness increase(%)	11.8% (Max)	7.0% (Max)	8.5% (Max)	6.0% (Max)
Resistance to dry heat at 180°C	Should pass test	Passed	Should pass test	Passed
Dimensional stability at deviated temperature				
Longitudinal (%)	0.55% (Max)	0.35% (Max)	0.44% (Max)	0.30% (Max)
Transverse (%)	1.025% (Max)	0.75% (Max)	0.86% (Max)	0.65% (Max)
Dimensional stability at 20°C				
Longitudinal (%)	0.375% (Max)	0.275% (Max)	0.31% (Max)	0.23% (Max)
Transverse (%)	0.60% (Max)	0.48% (Max)	0.49% (Max)	0.28% (Max)
Resistance to impact by small diameter ball	20 N (Min)	25 N (Min)	20 N (Min)	30 N (Min)
Resistance to cracking	Should pass test	Passed	Should pass test	Passed
Resistance to scratching	2 N (Min)	3 N (Min)	2 N (Min)	3 N (Min)
Resistance to staining	Should pass test	Passed	Should pass test	Passed
Resistance to colour change				
In Xenon ARC light	Wool standard Should pass test	Passed	Wool standard Should pass test	Passed
In Enclosed Carbon ARC light	Should pass test	Passed	Should pass test	Passed
Resistance to cigarette burns	Should pass test	Passed	Should pass test	Passed
Resistance to steam	Should pass test	Passed	Should pass test	Passed
Appearance	No ABC Defects	No ABC Defects	No ABC Defects	No ABC Defects
Specific gravity gm/c.m³		1.36 (Min)		1.4 (Min)



Guaranteed thickness & high quality back sanding
The sample swatches shown in this catalogue only represent the designs, colours & finishes. For the actual thickness, please refer to the above samples.



AN ISO 9001:2000 &
ISO 14001:1996
CERTIFIED COMPANY



Terms & conditions as applicable.



The mark of responsible forestry



FSC® certified products are available on request

* The images shown in the catalogue are for indicative purpose only. The actual sheet may vary from the printed design.

OUR PRESENCE

EAST ZONE

BHUBANESWAR

Mr. Tapan Prasad Sahoo
M/s Century Plyboards (India) Limited
Plot No. 40 & 41, Bomikhakl, Rasulgarh,
NH-5, Khordha, (Near Narayani Motor
Lines Infront of Image)
Bhubaneswar - 751 010 (Odisha)
☎ (0674) 2582502 & 3270189
☎ +91 94375 67868
✉ tapanp.sahoo@centuryply.com

GUWAHATI

Mr. Arnab Basu
M/s Century Plyboards (India) Limited
House No - 24, Ground Floor,
Piyoli Phukan Road, Rehabori
Guwahati - 781008
☎ (0361) 2737871 & 2736838
☎ +91 98310 55888
✉ arnab.basu@centuryply.com

KOLKATA

Mr. Anirban Talukder
M/s Century Plyboards (India) Limited
Lower Mezzanine Floor, 6 Lyons Range,
Kolkata - 700001
☎ +91 85869 75938
✉ anirban.talukder@centuryply.com

LUCKNOW

Mr. Rishikesh Mishra
M/s Century Plyboards (India) Limited
E/1-139 Phase 2, Opposite Parking No. 07,
Transport Nagar, Lucknow - 226012
☎ (0522) 3063501
☎ +91 98389 55442
✉ rishikesh.mishra@centuryply.com

PATNA

Mr. Nitesh Kumar Singh
M/s Century Plyboards (India) Limited
Ground Floor, Shivkunj Apartment,
Behind Chandī Vyapar Bhawan,
Exhibition Road, Patna - 800001
☎ (0612) 3210071
☎ +91 96081 91881
✉ nksingh@centuryply.com

RAIPUR

Mr. Subodh Kumar
M/s Century Plyboards (India) Limited
☎ +91 99340 49276
✉ subodh.kumar@centuryply.com

RANCHI

Mr. Nitesh Kumar Singh
M/s Century Plyboards (India) Limited
Mahadev Path, DAV School Road,
Near Kathalmore, Post - Lalghutwa,
Ranchi - 834005
☎ (0651) 3245541
☎ +91 96081 91881
✉ nksingh@centuryply.com

NEPAL

Mr. Saikat Choudhury
M/s Century Plyboards (India) Limited
☎ +977 98035 70403
✉ saikat.choudhury@centuryply.com

WEST ZONE

AHMEDABAD

Mr. Amit Kumar
M/s Century Plyboards (India) Limited
1006 - 1009, Sakar III, 10th Floor,
Near Income Tax Circle,
Ashram Road, Ahmedabad - 380014
☎ (079) 39403950
☎ +91 62921 05374
✉ amit.kumar5@centuryply.com

INDORE

Mr. Manish Shrivastava
M/s Century Plyboards (India) Limited
96/1/11, S. R. Compound, Opposite Lasudiya Police Station
Lasudiya Mori, Dewas Naka, 1st Lane
Indore - 452010 Madhya Pradesh
☎ (0731) 3228122 & 3221621
☎ +91 77710 03072
✉ manish.shrivastava@centuryply.com

MUMBAI

Mr. Navojit Basu
M/s Century Plyboards (India) Limited
1501 - 1506, Range Heights,
15th Floor, Link Road, Oshiwara,
Behram Baug, Jogeshwari - West
Mumbai - 400102
☎ +91 99324 49021
✉ navojit.basu@centuryply.com

CENTURY ARENA

Century Arena
5, 6 & 11 Snehdhara CHS Ltd,
Jeevan Bikash Kendra Marg,
Sahar Road, Koldongari,
Andheri East,
Mumbai - 400069

NAGPUR

Mr. Swapnil Kulkarni
M/s Century Plyboards (India) Limited
C/O Dr. K.S Yawalkar
2nd Floor, R/D 52 Bajaj Nagar, Above Vodafone Gallery,
Nagpur - 440010 (M.S.)
☎ (0712) 3223921 & 3223922
☎ +91 94207 65000
✉ swapnil.kulkarni@centuryply.com

PUNE

Mr. Nitin Nagpal
M/s Century Plyboards (India) Limited
Office No. 402, Winners Court,
4th floor, above ZK's Restaurant,
Lulla Nagar Chowk, Pune - 411040
☎ (020) 26831140
☎ +91 84000 99585
✉ nitin.nagpal@centuryply.com

SURAT

Mr. Amit Kumar
M/s Century Plyboards (India) Limited
305, Royal trade Center,
Third Floor, Opp. Star Bazar,
Adajan, Surat - 395009
☎ (0261) 2613433
☎ +91 62921 05374
✉ amit.kumar5@centuryply.com

NORTH ZONE

DELHI

Mr. Deepak Thapa
M/s Century Plyboards (India) Limited
1/15, First Floor, Opposite DDA Park, WHS Kirti Nagar,
New Delhi - 110015
☎ (011) 46081444
☎ +91 97172 75599
✉ deepak.thapa@centuryply.com

GURGAON

Mr. Deepak Thapa
M/s Century Plyboards (India) Limited
16A, 16B, First Floor, Vyapar Kendra Market,
Sushant Lok Phase I, Gurgaon - 122002
☎ +91 97172 75599
✉ deepak.thapa@centuryply.com

HARYANA

Mr. Baljinder Singh
M/s Century Plyboards (India) Limited
☎ +91 77173 05751
✉ baljinder.singh@centuryply.com

JAIPUR

Mr. Saif Ahmed
M/s Century Plyboards (India) Limited
E - 52, Road No.- 4, Behind V.K.I. Area Police Station,
Vishwakarma Industrial Area, Jaipur - 302013
☎ (0141) 3064500 & 3064512
☎ +91 99299 16666
✉ saif.ahmed@centuryply.com

UDAIPUR

Mr. Saif Ahmed
M/s Century Plyboards (India) Limited
☎ +91 99299 16666
✉ saif.ahmed@centuryply.com

LUDHIANA

Mr. Saif Ahmed
M/s Century Plyboards (India) Limited
Shop No. - 58, 1st Floor, New Grain Market,
Gill Road, Dana Mandi,
Ludhiana (Punjab) - 141003
☎ (0161) 5059825
☎ +91 99299 16666
✉ saif.ahmed@centuryply.com

GHAZIABAD

Mr. Rajib Banerjee
M/s Century Plyboards (India) Limited
C - 21, Meerut Road Industrial Area,
Near DPS School,
Ghaziabad - 201003 (U.P.)
☎ (0120) 4205605
☎ +91 90880 08513
✉ rajib.banerjee@centuryply.com

SOUTH ZONE

BANGALORE

Mr. Immanuel Darwin
M/s Century Plyboards (India) Limited
#92, 3rd Floor, HJS Chamber,
Next to Pride Hotel, Richmond Road,
Bangalore - 560025
☎ (080) 39403950
☎ +91 97390 87878
✉ immanuel.darwin@centuryply.com

CHENNAI

Mr. K B Mahesh
M/s Century Plyboards (India) Limited
Sapna Trade Centre - 4th Floor,
No.137, Poonamalle High Road,
Landmark- near Dasprakash hotel
Chennai - 600 084.
☎ (044) 30544500
☎ +91 98844 82290
✉ kb.mahesh@centuryply.com

COIMBATORE

Mr. M Subramaniam
M/s Century Plyboards (India) Limited
SF No.: 396, 1/B, 8/30, Jayasudhaa Warehouse,
Ayyan Thottam, G. N. Mills Post,
Coimbatore - 641029
☎ +91 90258 44135, 76018 05143
☎ +91 96552 45221
✉ msubramaniam@centuryply.com

HUBLI

Mr. Dileep Shetty
M/s Century Plyboards (India) Limited
☎ +91 96207 24242
✉ dileep.shetty@centuryply.com

HYDERABAD

Mr. P Satish
M/s Century Plyboards (India) Limited
No. 405A, Minerva Commercial Complex, 4th Floor
Near Paradise Junction, SD Road,
Secunderabad - 500003
☎ (040) 39403950
☎ +91 89788 91197
✉ p.satish@centuryply.com

KOCHI

Mr. Shibil Thayath
M/s Century Plyboards (India) Limited
24-B Alakalathil Building, Ground Floor,
Marottichuvadu, Edapally PO,
Kochi - 682024
☎ (0484) 3126522
☎ +91 99470 45706
✉ shibil.thayath@centuryply.com

Regd. Office

Century Plyboards (India) Limited.
Century House, P-15/1, Taratala Road, Kolkata,
West Bengal (India) - 700088
☎ +91 33 3940 3950
✉ laminates@centuryply.com

For International Enquiries

Mr. Naveen Lohia

Email:naveen@centuryply.com

A quality product from  **CENTURYPLY**



CENTURYLAMINATES[®]

Century Plyboards (India) Limited

Regd. Office: 'Century House', P-15/1 Taratala Road
Kolkata, West Bengal (India) - 700088

T: +91 33 3940 3950

Email: laminates@centuryply.com | www.centurylaminates.in

 [CenturyPlyIndia](#)  [YouTube](#) [Centuryply1986](#)
 [decorativesbycenturyply](#)  [centuryply](#)

SMS **CPIL** to **56070** for any queries

Please call our customer executive at **1800-5722-122**